






Functional description: Senator

SENATOR

SENATOR

					
Design / model type:	7755 25/26	26 H	26 M	25 H	25 M
	Non-standard model with moveable arm elements	4-motor Separate adjustment of leg support and backrest, with additional "Lift" rise function	4-motor, MEMORY Separate adjustment of leg support and backrest, with additional "Lift" rise function	5-motor, with electrical seat depth adjustment Separate adjustment of leg support and backrest, with additional "Lift" rise function	5-motor, with electrical seat depth adjustment, MEMORY Separate adjustment of leg support and backrest, with additional "Lift" rise function by actuating the hand-held memory.
Explanation no.:	113	114 112	115 112	116 112	117 112

Note: Depending on the variant, several explanation numbers may be applicable.