

1902 PLANOPOLY 3



1902 PLANOPOLY 3



MODEL DESCRIPTION

Sofa series with modular system: PLANOPOLY 3. enjoy a high level of seating comfort while watching TV, reading or socialising with the family and benefit from functions that can be selected as required. Customise your new sofa as you wish.

UPHOLSTERY

workmanship: highly casual look
backrest: Formasoft Polyfoam
backrest support: Filling made from high-quality hollow fibres (fibre fill)
armrests: Filling made from high-quality hollow fibres (fibre fill)

SEAM APPEARANCE

seam type: double seam
decorative contrast stitching: not possible



SEATING COMFORT

The seating comfort can be selected in 3 degrees of firmness:
Superlastic plus with spring core
Superlastic med
Superlastic soft

INFORMATION ON COVERS

back cover: genuine (prices bold print), fleece (prices lean print)
special features of the cover: not suitable for striped and chequered fabrics
cover combination: not possible

REMOTE CONTROL

The electrical function is controlled by a remote control connected to a spiral cable. This can be stowed in the side pocket.

PLASTIC FOOT

plastic foot

VISIBLE SURFACE

43 beech
possible stains
43 beech (acc. wood colour chart)

1902 PLANOPLY 3



ATTENTION

Var. 10, 77/78 require additional dividing seams in the back and seat in the leather cover.

The casual upholstery makes it possible for wrinkles to form.

⚡ Variants are electrical

🔧 Variants with a corresponding note are delivered disassembled for weight reasons (assembly instructions are included).

DIMENSIONS

All dimensions are approximate and may vary slightly.

SUITABLE MODELS

0861 ACCESSORIES

BACKREST FUNCTION WITH PENDOLIN

The corner element with its Pendolin function opens up further possibilities for individual relaxation: both backrests can be pulled forward so that you can sit comfortably in the corner and relax.



1902 PLANOPOLY 3



SOFAS



W 160 D 101 SW -	W 181 D 101 SW -	W 212 D 101 SW -
------------------------	------------------------	------------------------

60	61	62
-----------	-----------	-----------

SH 44 / PLASTIC FOOT	X	X	X
----------------------	---	---	---

END ELEMENTS



W 88 D 101 SW -	W 134 D 101 SW -	W 186 D 101 SW -	W 108 D 101 SW -
-----------------------	------------------------	------------------------	------------------------

37/38 le/ri	63/64 le/ri	65/66 le/ri	77/78 le/ri
--------------------	--------------------	--------------------	--------------------

SH 44 / PLASTIC FOOT	X	X	X	X
----------------------	---	---	---	---

END ELEMENTS OPEN



manual

W 136 D 101 SW -	W 48 D 101 SW -
------------------------	-----------------------

51/52 le/ri	57/58 le/ri
--------------------	--------------------

SH 44 / PLASTIC FOOT	X	X
----------------------	---	---

END RECAMIERES



electric

W 100 D 171 SW -	W 100 D 167 SW -
------------------------	------------------------






43/44 le/ri	43/44 le/ri
--------------------	--------------------

SH 44 / PLASTIC FOOT	E	X
----------------------	---	---








1902 PLANOPOLY 3





CORNER ELEMENTS

					
	W 102 D 102 SW -	W 102 D 102 SW -	manual W 117 D 117 SW 54	manual W 117 D 117 SW 54	W 117 D 117 SW -
	56	59	75	76	79
SH 44 / PLASTIC FOOT	X	X	X	X	X


INTERMEDIATE ELEMENTS

							
	W 52 D 101 SW 52	W 62 D 101 SW 62	W 72 D 101 SW 72	W 107 D 101 SW 53	W 57 D 101 SW 57	W 127 D 101 SW 63	W 158 D 101 SW 53
	07	08	10	34	36	39	50
SH 44 / PLASTIC FOOT	X	X	X	X	X	X	X

ARMCHAIRS

		
	W 85 D 81 SW -	W 108 D 101 SW -
	31	32
SH 45 / CASTORS	X	L
SH 45 / PLASTIC FOOT	X	

STOOLS

	
	W 60 D 60 SW -
	01
SH 42 / PLASTIC FOOT	X