

Optionally with:



Normal leg rest

or



Extended leg rest

supplementary equipment options:



Lumbar support



Seat / backrest heating

- rechargeable battery available

for all recliners:



- Recliner with castors (against a surcharge with parquet castors)
- All variants with side element pocket
- All variants with patented illuminated manual switch
- Seat optionally in:

superlastic
soft

superlastic
med

superlastic
plus



Cover:
10 Kosmos kiesel



Cumulus Vario 10 perfect

7685

MINI
seat depth 50cm
W/D/H:
80/95/105-109

seat height 43cm
26 normal leg rest
25 extended leg rest

seat height 45cm
36 normal leg rest
35 extended leg rest


seat height 47cm
46 normal leg rest
45 extended leg rest

MAXI
seat depth 54cm
W/D/H:
80/98/111-115


seat height 46cm
28 normal leg rest
27 extended leg rest

seat height 48cm
38 normal leg rest
37 extended leg rest


seat height 50cm
48 normal leg rest
47 extended leg rest




- adjustment by weight shifting
- manual leg rest adjustment
- manual backrest adjustment



- with start assistance
- manual leg rest adjustment
- manual backrest adjustment



- separate adjustment by means of a two-part grip
- manual leg rest adjustment
- manual backrest adjustment with gas pressure spring



- 1-motor (simultaneous adjustment)
- electrical leg rest adjustment
- electrical backrest adjustment



- 1-motor (simultaneous adjustment)
- electrical leg rest adjustment
- electrical backrest adjustment
- lift-and-rise function after closing the leg rest (max. 130 kg)



- 2-motors (separate adjustment)
- electrical leg rest adjustment
- electrical backrest adjustment



- 3-motors (separate adjustment)
- electrical leg rest adjustment
- electrical backrest adjustment
- lift-and-rise function after closing the leg rest (max. 130 kg)



- 2-motors (separate adjustment)
- electrical leg rest adjustment
- electrical backrest adjustment
- horizontal lying position



- 2-motors (separate adjustment)
- electrical leg rest adjustment
- electrical backrest adjustment
- heart balance position



- 3-motors (separate adjustment)
- electrical leg rest adjustment
- electrical backrest adjustment
- heart balance position
- lift-and-rise function after closing the leg rest (max. 130 kg)