



Composition:  
81 / 80  
Cover:  
22 Soft Nappa jade

with metal skids optionally in  
stainless steel look brushed or  
anthracite (powder-coated)

6270



Variant 70 with lift and rise function on the right  
Variant 81 with Cumurex function and fold-out headrest in both seats



matching Cumurex armchair 7270  
with Cumurex function and fold-out headrest



AGR  
Aktion Gesunder Rücken e.V.



Composition:  
75 / 48  
Cover:  
27 Leonessa peanut

with metal skids optionally in  
stainless steel look brushed or  
anthracite (powder-coated)

6270



Variant 75 with lift and rise function on the left

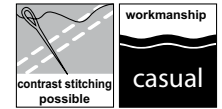


matching Cumurex armchair 7270  
with Cumurex function and fold-out headrest




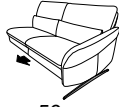












# Model plan 6270

the following seat heights are available: 43 cm, 45 cm, 47 cm






















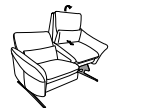
for the position of the Cumurex function, please refer to the drawing!







## end elements

firm		with pull-forward function		with integrated corner element		with Cumurex function		with el. Cumurex function and lift and rise function	
 65 W/D/H: 168/93/86 2,5-seater	 66 W/D/H: 168/93/86 2,5-seater	 55 W/D/H: 168/93/86 2,5-seater lying surface: 150x70cm	 56 W/D/H: 168/93/86 2,5-seater lying surface: 150x70cm	 47 W/D/H: 93/205/86 open element	 48 W/D/H: 93/205/86 open element	 19 W/D/H: 168/93/86 2,5-seater	 20 W/D/H: 168/93/86 2,5-seater	 75 W/D/H: 168/93/86 2,5-seater	 76 W/D/H: 168/93/86 2,5-seater
 63 W/D/H: 135/93/86 2-seater	 64 W/D/H: 135/93/86 2-seater			 45 W/D/H: 93/188/86 open element	 46 W/D/H: 93/188/86 open element	 17 W/D/H: 135/93/86 2-seater	 18 W/D/H: 135/93/86 2-seater		

## sofas

firm	with pull-forward function	with fold-out headrest	with Cumurex function		with el. Cumurex function and lift and rise function	
 62 W/D/H: 211/93/86 3-seater	 52 W/D/H: 211/93/86 3-seater lying surface: 175x70cm	 32 W/D/H: 211/93/86 3-seater	 82 W/D/H: 211/93/86 3-seater	 15 W/D/H: 211/93/86 3-seater	 16 W/D/H: 211/93/86 3-seater	 71 W/D/H: 185/93/86 2,5-seater
 61 W/D/H: 185/93/86 2,5-seater	 51 W/D/H: 185/93/86 2,5-seater lying surface: 150x70cm	 31 W/D/H: 185/93/86 2,5-seater	 81 W/D/H: 185/93/86 2,5-seater	 13 W/D/H: 185/93/86 2,5-seater	 14 W/D/H: 185/93/86 2,5-seater	 69 W/D/H: 152/93/86 2-seater
 60 W/D/H: 152/93/86 2-seater		 30 W/D/H: 152/93/86 2-seater	 80 W/D/H: 152/93/86 2-seater	 11 W/D/H: 152/93/86 2-seater	 12 W/D/H: 152/93/86 2-seater	 09 W/D/H: 185/93/86 2,5-seater
						 07 W/D/H: 152/93/86 2-seater
						 08 W/D/H: 152/93/86 2-seater

## end recamière

 43 W/D/H: 109/171/86 with man. fold-out headrest	 44 W/D/H: 109/171/86 with man. fold-out headrest	 41 W/D/H: 93/159/86 with man. fold-out headrest	 42 W/D/H: 93/159/86 with man. fold-out headrest
---	---	--	---