



Composition:
63 / 76 / 52
Revêtement:
22 Longlife Soft pearl

PLANOPOLY³

1251



Canapés 61 et 60



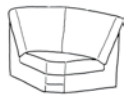
Angle arrondi 76
Système Pendolin à gauche ...



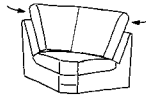
... comme à droite

Plan de variantes

Angles



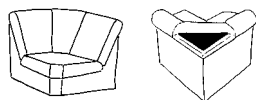
79
L/P/H: 116/116/97



76
L/P/H: 116/116/97



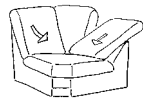
76Y
L/P/H: 116/116/97



59
L/P/H: 99/99/97



89
L/P/H: 127/127/97

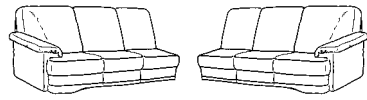


75
L/P/H: 116/116/97

Éléments d'extrémité 3 places



85 L/P/H: 203/98/97 **86**

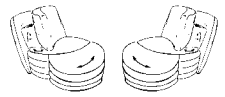


65 L/P/H: 188/98/97 **66**

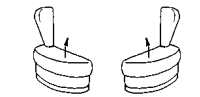
Éléments d'extrémité arrondis réglables



53 **54**
L/P/H: 108/113/97

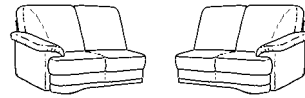


67 **68**
L/P/H: 108/113/97

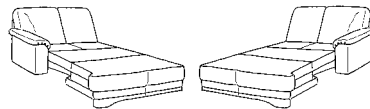


57 **58**
L/P/H: 48/100/95

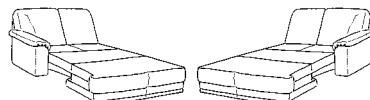
Éléments d'extrémité 2 places



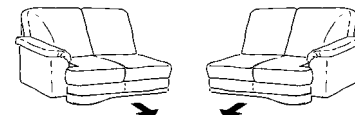
63 **64**
L/P/H: 136/98/97



19 **20**
L/P/H: 156/98/97



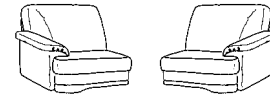
21 **22**
L/P/H: 186/98/97



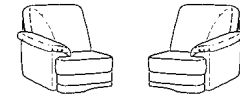
83 **84**
L/P/H: 179/98/97



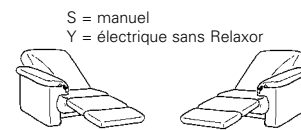
Éléments d'extrémité 1 place



77 **78**
L/P/H: 110/98/97



37 **38**
L/P/H: 90/98/97



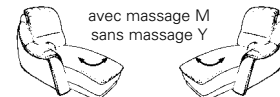
15 **16**
L/P/H: 90/98/97



43 E **44 E**
L/P/H: 104/166/97

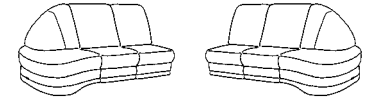


43 X **44 X**
L/P/H: 104/166/97

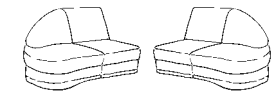


29 **30**
L/P/H: 87/166/105

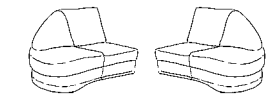
Éléments d'extrémité arrondis



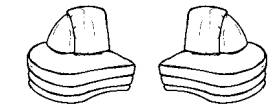
73 **74**
L/P/H: 196/98/97



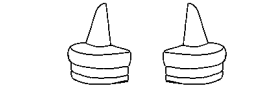
71 **72**
L/P/H: 166/98/97



51 **52**
L/P/H: 136/98/97




69 **70**
L/P/H: 105/98/97



91 **92**
L/P/H: 69/98/94

Éléments intermédiaires



50
L/P/H: 158/98/97



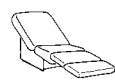
39
L/P/H: 127/98/97



34
L/P/H: 107/98/97



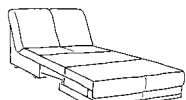
41
L/P/H: 107/98/97



27
L/P/H: 60/98/97



90
L/P/H: 78/98/97



47
L/P/H: 157/98/97



46
L/P/H: 127/98/97



05
L/P/H: 57/98/97



35
L/P/H: 82/98/97



11
L/P/H: 77/98/97



10
L/P/H: 72/98/97



09
L/P/H: 67/98/97



08
L/P/H: 62/98/97



36
L/P/H: 57/98/97



07
L/P/H: 52/98/97

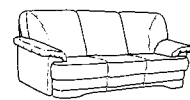


06
L/P/H: 47/98/97

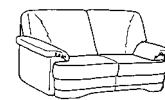


28
L/P/H: 42/98/97


Canapés, fauteuils, pouf



62
L/P/H: 219/98/97



61
L/P/H: 188/98/97



60
L/P/H: 167/98/97



42
L/P/H: 216/98/97



40
L/P/H: 186/98/97



81
L/P/H: 233/98/97



32
L/P/H: 115/98/97



04
L/P/H: 115/98/99



31
L/P/H: 85/81/87



33
L/P/H: 84/84/114



03
L/P/H: 82/69/44



01
L/P/H: 60/60/42

appuie-bras



94
L/P/H: 21/44/15