



Zusammenstellung:
63 / 76 / 52

PLANOPOLY³

1251



Sofa 61 und 60



Rundecke 76
Pendolin-Beschlag mit ...



... beidseitiger Verstellung
mittels Rasterbeschlag



Zusammenstellung:
63 / 76 / 52
Bezug:
24 Longlife schnee

PLANOPOLY³

1251



Sessel 31



Rundecke 76
Pendolin-Beschlag mit ...

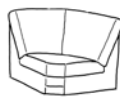


... beidseitiger Verstellung
mittels Rasterbeschlag

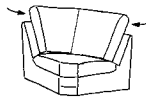
Typenplan 1251



Eckelemente



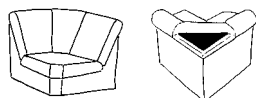
79
B/T/H: 116/116/97



76
B/T/H: 116/116/97



76Y
B/T/H: 116/116/97



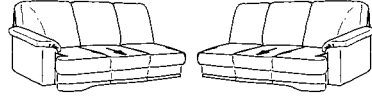
59
B/T/H: 99/99/97



75
B/T/H: 116/116/97

3sitzer Abschlusselemente

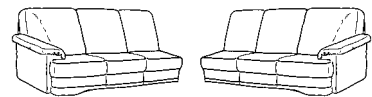
Vorziehcouch



85

B/T/H: 203/98/97

86



65

B/T/H: 188/98/97

66

runde Abschlusselemente mit Funktion



53

B/T/H: 108/113/97



54



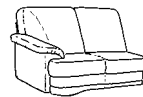
57

B/T/H: 48/100/95



58

2sitzer Abschlusselemente

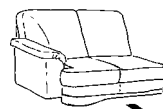


63

B/T/H: 136/98/97



64



83

B/T/H: 179/98/97



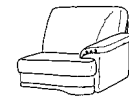
84

1sitzer Abschlusselemente



77

B/T/H: 110/98/97



78



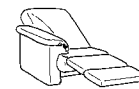
37

B/T/H: 90/98/97



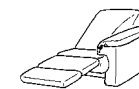
38

S = manuell
Y = elektrisch ohne Relaxor

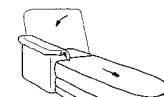


15

B/T/H: 90/98/97



16




43 E

B/T/H: 104/166/97



44 E



43 X

B/T/H: 104/166/97



44 X



29

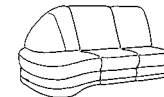
B/T/H: 87/166/105



30

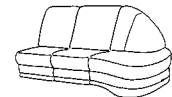
mit Massage M
ohne Massage Y

runde Abschlusselemente

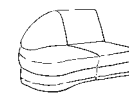


73

B/T/H: 196/98/97

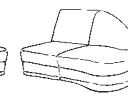


74



71

B/T/H: 166/98/97



72



51

B/T/H: 136/98/97



52



69

B/T/H: 105/98/97



70



91

B/T/H: 69/98/94



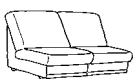
92

Zwischenelemente



50

B/T/H: 158/98/97



39

B/T/H: 127/98/97



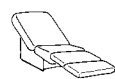
34

B/T/H: 107/98/97



41

B/T/H: 107/98/97



27

B/T/H: 60/98/97



90

B/T/H: 78/98/97



35

B/T/H: 82/98/97



11

B/T/H: 77/98/97



10

B/T/H: 72/98/97



09

B/T/H: 67/98/97



08

B/T/H: 62/98/97



36

B/T/H: 57/98/97



07

B/T/H: 52/98/97



06


B/T/H: 47/98/97



28

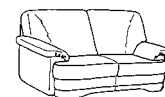
B/T/H: 42/98/97

Sofa - Sessel - Hocker



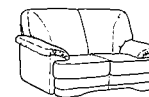
62

B/T/H: 219/98/97



61

B/T/H: 188/98/97




60

B/T/H: 167/98/97



03

B/T/H: 82/69/44



81

B/T/H: 233/98/97

Vorziehcouch



32

B/T/H: 115/98/97



04

B/T/H: 115/98/99

Drehsessel



31

B/T/H: 85/81/87



01

B/T/H: 60/60/42